

Stratum Benefits⁺

HEALTH INSURANCE





APP DOWNLOAD AND REGISTRATION GUIDE

 **CONSTANTIA**
Insurance made personal

 **UNITYHEALTH**

Administered by UnityHealth, a division of Ambledown Financial Services (Pty) Ltd, an authorised FSP 10287. In partnership with Stratum Benefits (Pty) Ltd, an authorised FSP 2111, underwritten by Constantia Insurance Company Limited, an authorised FSP 31111. Terms and conditions apply.

Stratum Benefits⁺

 086 111 3499  086 633 3761  info@stratumbenefits.co.za  www.stratumbenefits.co.za

APP DOWNLOAD

STEP 1



FOR ANDROID

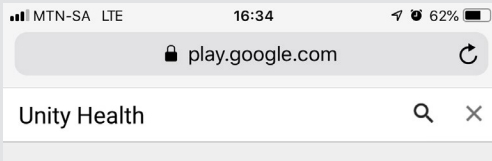
Locate the **Google Play App** on your **Android** device or visit play.google.com/store through the browser on your device.



FOR APPLE


Locate the **App Store App** on your **Apple** device or visit <https://apps.apple.com/za> through the browser on your device.

STEP 2



Search for **Unity Health**.

STEP 3




Select the black and blue **Unity Health** App icon for download.

APP DOWNLOAD CONTINUED

STEP 4

The **Unity Health** App will appear, as pictured below with a carousel of partners all compatible with the downloadable app.

Tap the green “Install” button and wait for the app to finish downloading and installing onto your device.

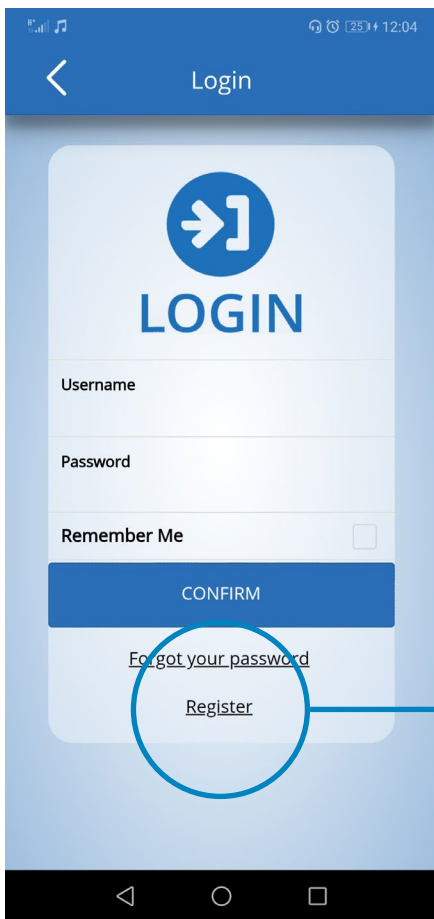


Unity Health is a well-established primary healthcare provider in the South African market. Our mission is to offer primary healthcare insurance solutions to the vast majority of South Africans unable to afford medical scheme coverage. Providing primary healthcare empowers and imparts know, creates a healthier and more productive society and advances

APP REGISTRATION

STEP 5

Now that the app has been installed onto your device, open the app by tapping on it. The below login screen will load. Please select register.



Please select register.

APP REGISTRATION CONTINUED

STEP 6

The below login screen will load. Please complete fields and select register.

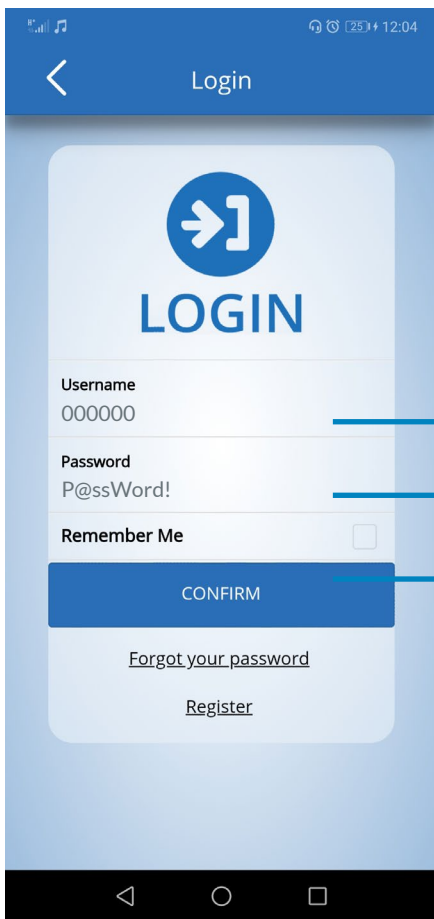
The screenshot shows the 'Register' screen of the StratumBenefits app. The screen has a blue header with a back arrow and the word 'Register'. Below the header is a white card with a blue 'REGISTER' button at the top. The card contains several input fields, each with a red asterisk indicating it is required. Blue arrows point from each field to a corresponding instruction on the right. At the bottom of the card is a blue 'REGISTER' button, which is circled in blue, with an arrow pointing to the instruction 'Please select register'. The bottom of the screen shows the Android navigation bar.

Field Label	Value	Instruction
Full Name *	Name Surname	Principal Insured's name
Email Address *	name.surname@address.co.za	Principal Insured's e-mail
Username *	000000	Create a username or use your policy number for ease
Password *	P@ssWord!	Create a password
Confirm Password *	*****	Confirm password
Membership Number *	000000	Membership Number
ID Number *	810131000000	Principal Insured's ID number
REGISTER (button)		Please select register

APP LOGIN

STEP 7

Once registration is complete, access the app by logging in.



Type in the username created or the policy number of the Principal Insured

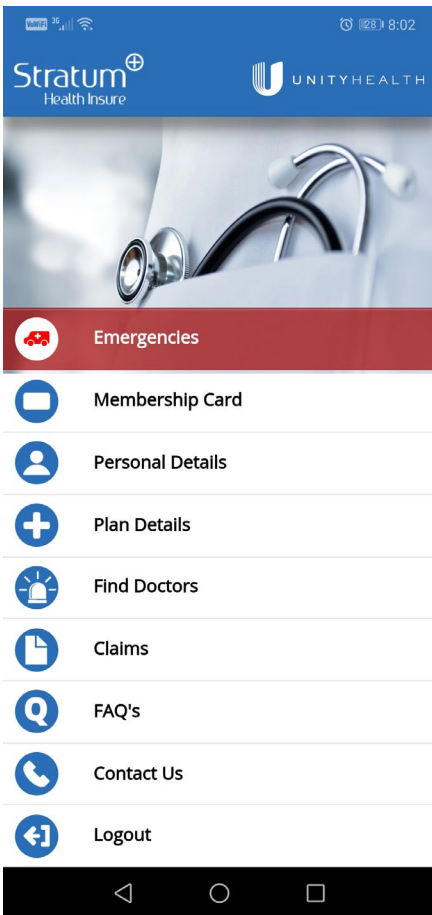
Type in the password

Confirm to enter app

EXPLORE THE APP

STEP 8

Take a look at the app and run through all the relevant menus.



PLEASE NOTE!

If you have any login issues, send an e-mail to login@unityhealth.co.za and kindly provide the following details:

1. E-mail address used when registering
2. Username used when registering
3. Principal Insured's ID number